

# Allocation & Expenditure Sectoral Break up

: 11<sup>th</sup> Plan: 2007-08 to 2010-11

(` In Crore)

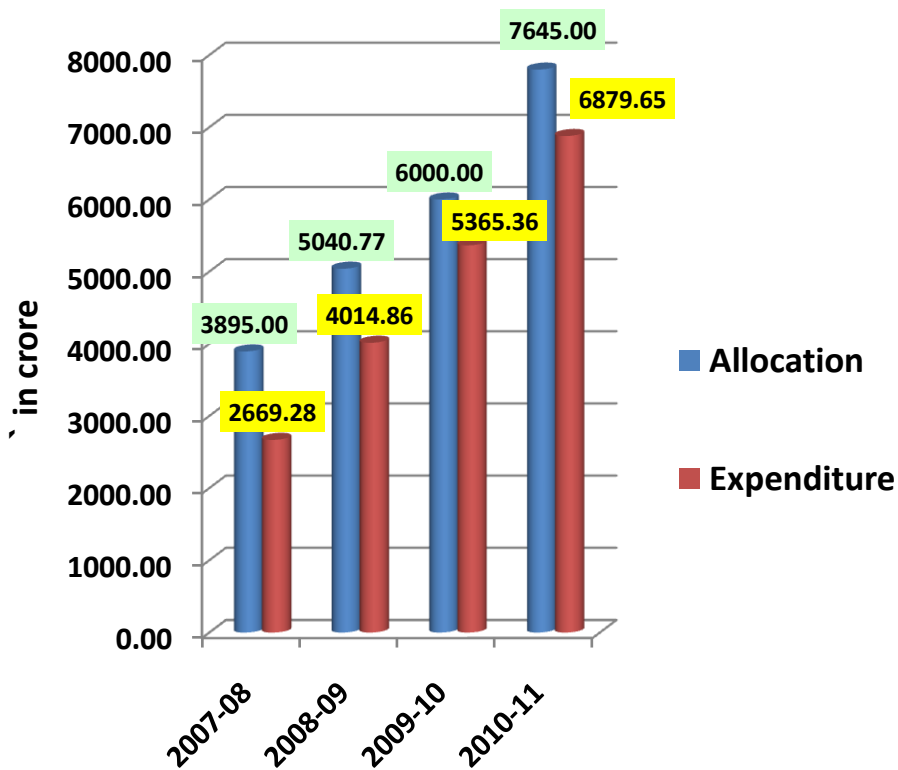
Particulars	2007-08		2008-09		2009-10		2010-11	
	Alloc.	Exp	Alloc.	Exp	Alloc.	Exp	Alloc.	Released
Normal Central Assistance	1,909.28	1,845.74	3,106.79	2,727.10	3,929.48	3,772.30	5,078.74	5,001.32
Externally Aided Project	984.91	351.39	807.20	480.74	766.10	336.29	842.22	429.95
Central Earmarked	600.81	344.03	793.45	600.81	937.75	860.34	1,279.60	1,106.97
One Time ACA/SPA	400.00	128.12	333.33	206.20	366.67	337.37	444.44	341.41
<b>Total</b>	<b>3,895.00</b>	<b>2,668.28</b> (68.53%)	<b>5,040.77</b>	<b>4,014.85</b> (79.65%)	<b>6,000.00</b>	<b>5,306.30</b> (88.44%)	<b>7,645.00</b>	<b>6,879.65</b> (90%)

**Approved Outlay for the year 2011-12 is ` 9,000.00 crore.**

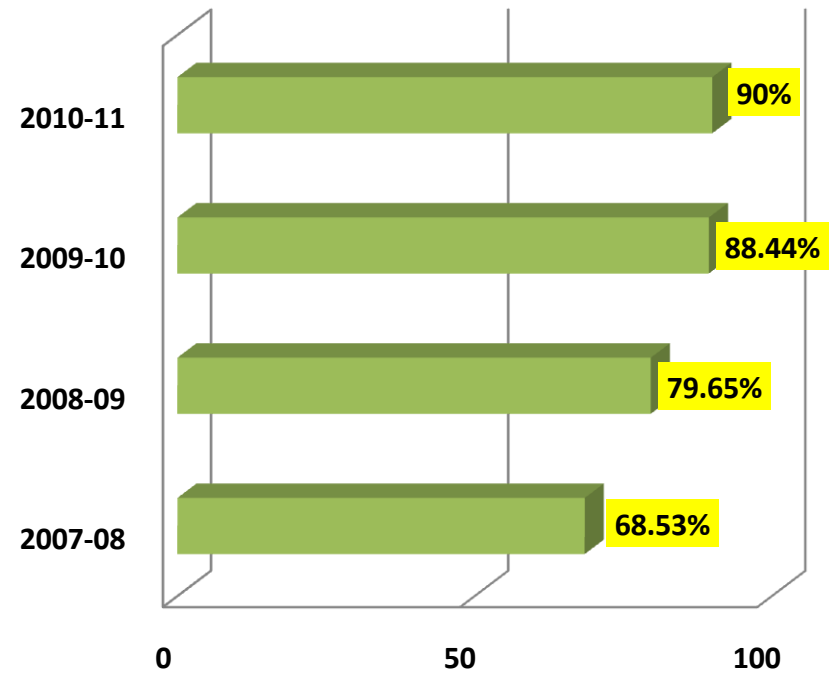
# Fund Utilisation Position : 11<sup>th</sup> Plan: 2007-08 o 2010-11

( In Crore)

**Outlay & Expenditure  
over successive Annual Plans**

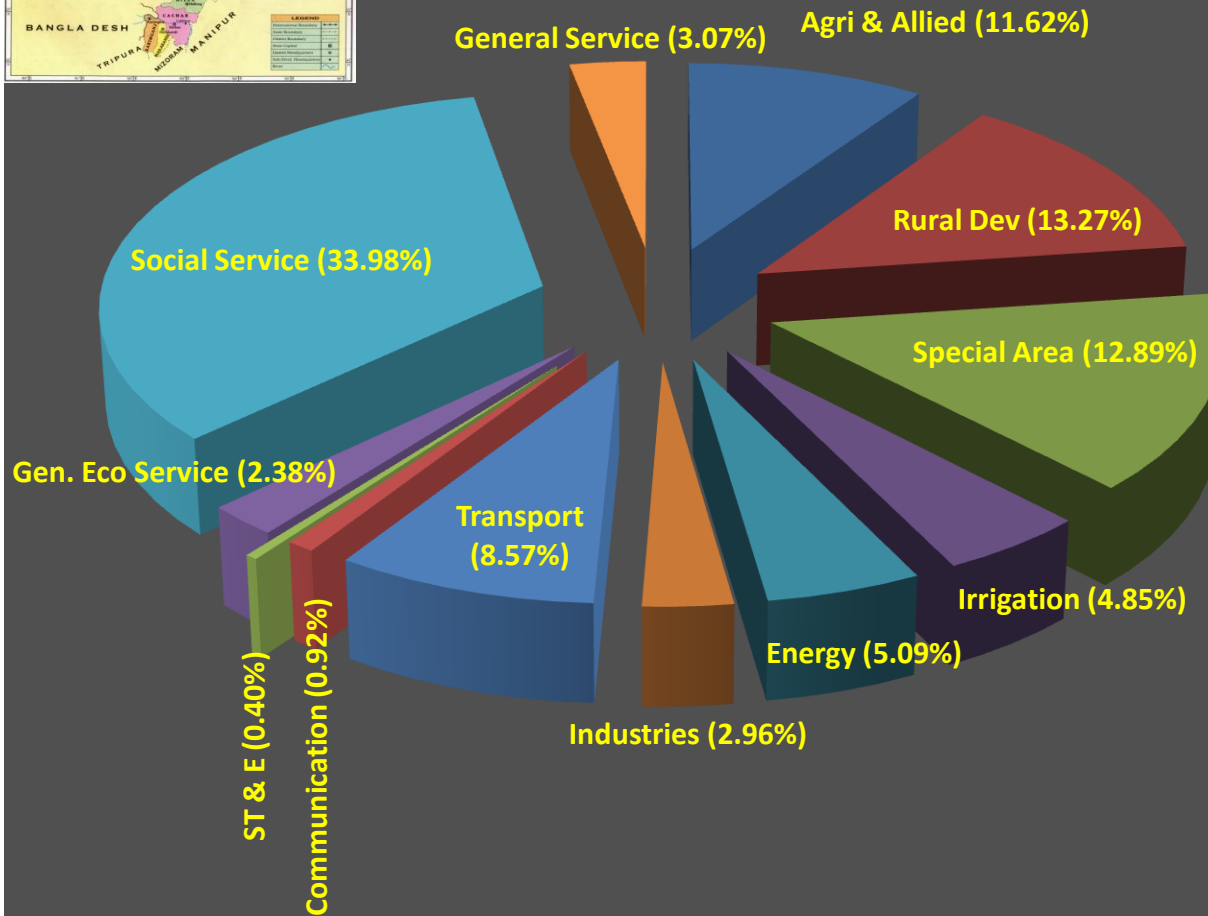
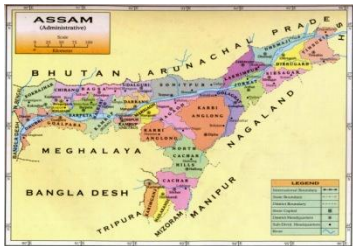


**% of Expenditure**



Expenditure in p.c.

# Sectoral Distribution – Annual Plan 2010-11



BROAD SECTOR	ALLOCATION (` In Crore)
Agriculture & Allied	888.18
Rural Development	1014.34
Special Area Programme	985.50
Irrigation & Water Resource	371.02
Energy	389.49
Industries & Commerce	226.39
Transport	655.02
Communication	70.00
Science, Technology & Env.	30.76
General Economic Service	181.74
Social Service	2597.58
General Service	234.98
<b>Grand Total</b>	<b>7645.00</b>